

wartie®

wart & verruca remover

What is Wartie and what it is used for?

Wartie is an easy to use 'freeze' treatment for warts and verrucas, similar to the cryotherapy method used by doctors.

Warts and verrucas are small growths of the skin caused by the human papilloma virus (HPV).

Warts often develop on the fingers, or on the back of the hands, knees and elbows. You can recognise the common wart by the rough 'cauliflower-like' appearance of the surface. The wart virus, which is very contagious, can be transmitted from person to person or from one body location to another by direct contact with an infected area.

Verrucas are similar to warts but occur only on the sole of the foot or underneath the toes. Generally painful, they often look like a small white ring of skin with black dots in the centre. Verrucas are also contagious and can be transmitted to another person by contact with a wet surface such as a floor.

How does Wartie work?

Wartie precisely freezes the wart or verruca to the core, due to its unique precision tip. The rounded shape of Wartie's cryo tip allows accurate application limited to the wart or verruca, thereby avoiding the surrounding healthy skin, resulting in a more pain-free application.



Precision tip

- Targets only the wart or verruca
- Outstanding freezing performance*
- No direct contact between gas and skin

When using cryotherapy devices for wart or verruca removal, the area treated may temporarily turn white. After the frozen area thaws, it will then turn red. A blister may form underneath the treated wart or verruca as a result of the freezing process. The wart or verruca will gradually disappear or fall off over the next 10 to 14 days, revealing healthy new skin underneath. One application should be sufficient to successfully remove a wart or verruca. Should a second treatment be necessary please wait 14 days between applications. Allow the metal tip to reach room temperature after each application before reactivating for use on other warts or verrucas - this takes approximately 5 minutes. In some cases, it may help to soak the wart in warm water for a few minutes before using Wartie, in order to help penetrate callused skin that has formed on top of it.

Why Wartie?

Wartie employs a patented technology to provide a fast and effective treatment for warts and verrucas.

Wartie is Fast

Wartie does not require any assembly, thereby providing a quick and easy treatment for warts and verrucas. Wartie is ready to use straight out of the packaging without tricky assembly of sponges and small pieces. After only 3 seconds preparation the product can be applied on the wart or verruca.


Wartie is Precise

The unique design of Wartie has the advantage of making the treatment of a wart or verruca faster while avoiding direct contact between the skin and the liquid gas inside the aerosol. Because Wartie delivers the cold through a metal tip, the freezing power can be controlled by the amount of pressure applied to the can during application. More pressure means more of the metal tip touching the wart or verruca, resulting in a larger freezing area. With only light pressure, the contact is minimized, thereby being able to treat smaller warts and verrucas. Wartie automatically twists back to zero to prevent accidental activating in use. Wartie is suitable for children aged 4+.

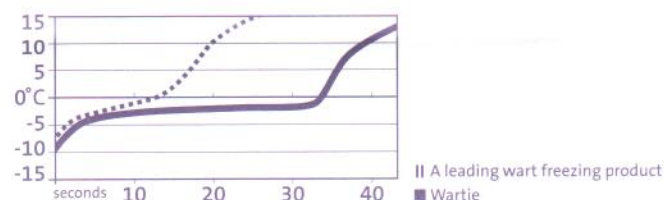
Wartie is Effective

The freezing power of Wartie has been compared to a number of other cryotherapy products.

Freezing precision



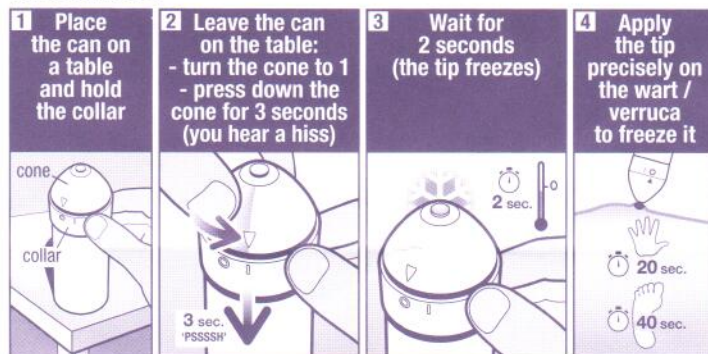
*Freezing performance



Outstanding freezing performance*

- Revolutionary ease of use
- No harm to surrounding skin
- Suitable for children aged 4+

How to use Wartie?



1. Remove the cap and place the can on a table or flat surface holding it by the collar.
2. Firmly hold the collar between your thumb and index finger, twist the cone in counter clockwise direction with your other hand and firmly push down the cone for 3 seconds without touching the metal tip. You will now hear the activation sound (hiss).
3. Be sure the cone twists back to zero automatically to lock the system before applying the product. Wait for 2 seconds while the metal tip freezes.
4. Precisely apply the frozen metal tip on the wart (hand) for 20 seconds or on the verruca (foot) for 40 seconds to freeze it.

When you apply the frozen Wartie tip on warts or verrucas, a slight aching sensation may occur as a result of the freezing process. This is normal and should disappear within a few hours. One application should be sufficient to successfully remove a wart or verruca. Should a second treatment be necessary please wait 14 days between applications.

Cautions

Do not use Wartie:

- if the cone is stuck in the 1 position.
- on children under the age of 4 years.
- anywhere on or near your face, armpits, breasts, bottom or genital area.
- on birthmarks, moles, warts with hairs growing from them, or any other spots.
- on areas where your skin is sensitive, inflamed, damaged, cut, grazed, diseased or itchy.
- if you are pregnant or breastfeeding, consult your general practitioner.

Warning

Keep out of reach and sight of children. Pressurised container: may burst if heated. Do not pierce or burn, even after use. Keep away from heat/sparks/open flames/hot surfaces - no smoking. Do not spray on an open flame or other ignition source. Do not expose to temperatures exceeding 50°C/122°F. Protect from sunlight. Consult a doctor if you are diabetic or suffer from poor circulation.

If used on children, for safety reasons, it must always be applied by an adult. Do not apply excessive pressure when pushing the applicator on to the wart or verruca. The applicator should be applied for a maximum of 20 sec (wart) / 40 sec (verruca). If being used by more than one person, clean the applicator with alcohol on a small piece of cloth after each application. If there are multiple warts or verrucas close to each other, treat only one at a time.

Side effects

- As with all cryotherapy devices for wart and verruca removal, the skin may temporarily turn white.
- Carefully follow the indicated application time (20 seconds for warts / 40 seconds for verrucas), in order to avoid local tissue damage.
- Blisters resulting from the treatment of a larger or more persistent wart or verruca can be more uncomfortable.
- After the wart or verruca has come off, de-pigmentation or a small scar may occur.
- Using cryotherapy products for freezing warts may result in minor burn wounds due to the low freezing temperature. If more discomfort is experienced than would be expected, consult your general practitioner.

Wartie contains:

Dimethylether

CE 0481

Last revision: January 2014

For more information, please visit www.wartie.co.uk
UK Customer Services: 0800 046 177

Manufacturer/ Distributor:

YouMedical

YouMedical B.V., Rijnsburgstraat 9-11,
1059 AT Amsterdam, The Netherlands.



instructional video
available at
www.wartie.co.uk